



District Report Card: 2017


State: Haryana	District: Rohtak
Class: 8	Subject: Language
Schools: 51	Students: 989


Participation/Coverage


Students

<div>GENDER</div> <div></div>	Boys		Girls	
	Number	%	Number	%
	526	53.19	463	46.81

<div>AREA</div> <div></div>	Rural		Urban	
	Number	%	Number	%
	844	85.34	145	14.66

<div>CATEGORY</div> <div></div>	SC		ST		OBC		GEN	
	Number	%	Number	%	Number	%	Number	%
	510	51.57	17	1.72	252	25.48	210	21.23

<div>CWSN</div> <div></div>	LD	VI	HI	S&LD	ID	Oth
	5	1	1	0	2	1

<div>Management</div> <div></div>	Government		Government-aided	
	Number	%	Number	%
	922	93.23	67	6.77

Average Performance of Students in Language (%)

Overall	Gender		Area		Management		Social Group			
	Male	Female	Rural	Urban	Govt.	Aided	SC	ST	OBC	GEN
55.80	51.00	61.25	54.99	60.51	54.84	69.05	55.74	25.49	53.44	61.24

Performance on Learning Outcomes (LOs)

Learning Outcomes	Description	Average Performance(%)
L813	Read textual/non-textual materials with comprehension and identifies the details, characters, main idea and sequence of ideas and events while reading	55.80

Range of Performance of Students who Answered Correctly							
Below 30%		30% - 50%		50% - 75%		Above 75%	
Number	%	Number	%	Number	%	Number	%
157	15.87	195	19.72	431	43.58	206	20.83

Lowest Performing Learning Outcomes (LOs)

1 - Read textual/non-textual materials with comprehension and identifies the details, characters, main idea and sequence of ideas and events while reading (55.80)